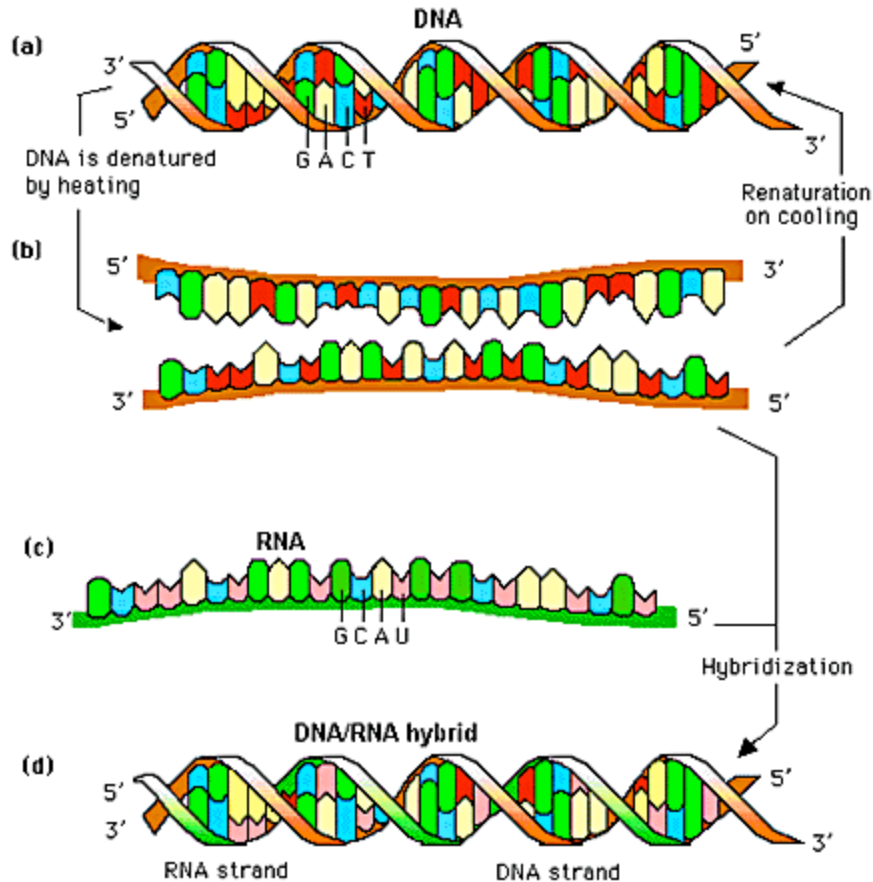


Ultra Scale High Density Hybrid DNA Memory



**Mohamad Al-Sheikhly, William Bentley, Aris Christou, Joseph Silverman
Department of Materials Science and Department of Chemical Engineering**

DNA Hybridization: The Basic Approach

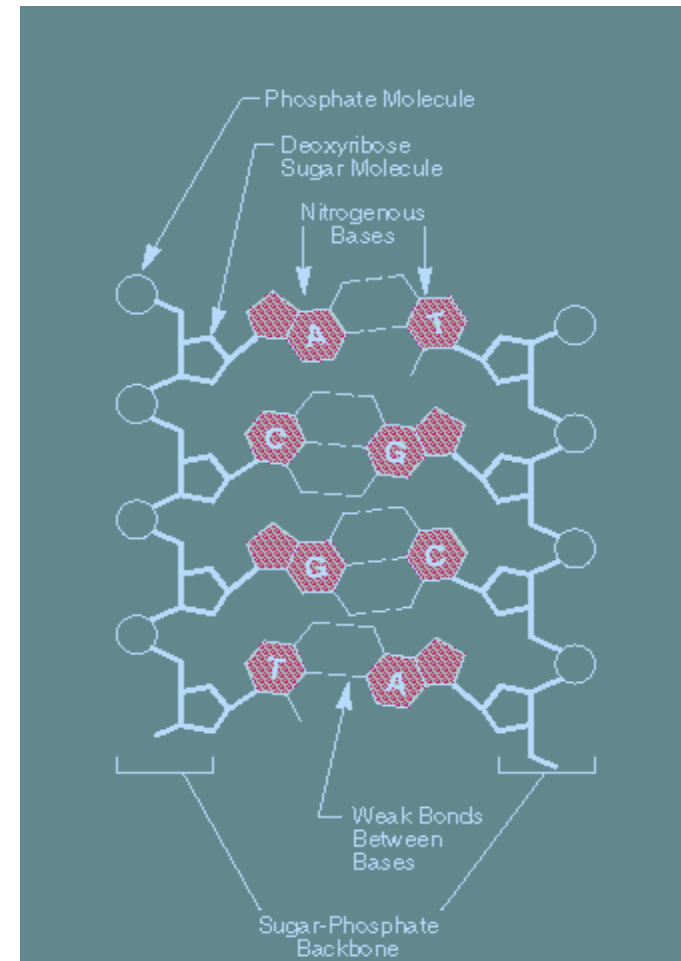


A DNA single strand can be hybridized to a complementary RNA chain, as well as, a complementary DNA single strand - the process which activates the observable fluorescing molecule

Nucleic Acid Hybridization

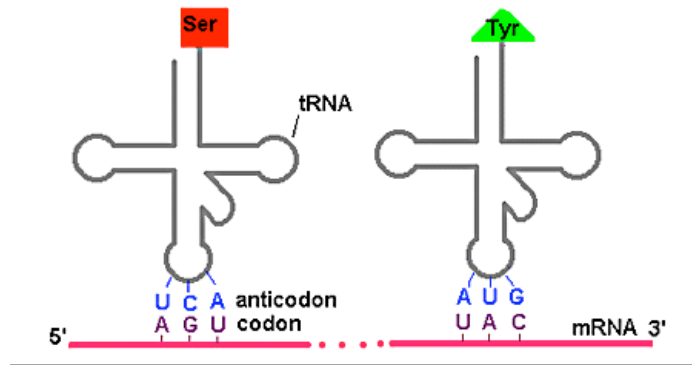
OUR APPROACH USES DNA HYBRIDIZATION

- ◆ DNA Hybridization is the hydrogen-bonding interaction between two DNA strands that obey Watson-Crick complementary rules.
- ◆ We induce this with infrared nanolasers



THE GENETIC CODE

DNA AS A DATA STORAGE DEVICE



DNA stores the information necessary for the construction and maintenance of every living organism

		2nd base in codon					
		U	C	A	G		
1st base in codon	U	Phe Phe Leu Leu	Ser Ser Ser Ser	Tyr Tyr STOP STOP	Cys Cys STOP Trp	U C A G	A G
	C	Leu Leu Leu Leu	Pro Pro Pro Pro	His His Gln Gln	Arg Arg Arg Arg	U C A G	A G
	A	Ile Ile Ile Met	Thr Thr Thr Thr	Asn Asn Lys Lys	Ser Ser Arg Arg	U C A G	A G
	G	Val Val Val Val	Ala Ala Ala Ala	Asp Asp Glu Glu	Gly Gly Gly Gly	U C A G	A G
						3rd base in codon	

The Genetic Code

RATIONALE FOR DEVELOPMENT OF A DNA MEMORY MODULE

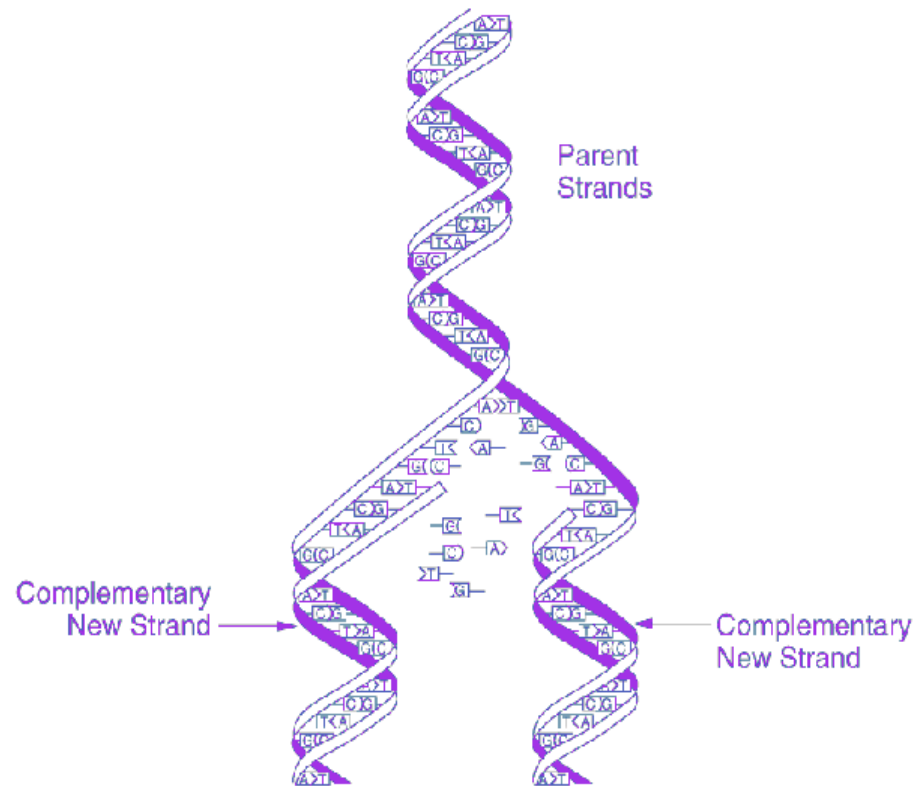
- ◆ What - Ultra-high density DNA memory module with massively parallel, near real-time data retrieving and storage
- ◆ What's New - DNA computers in liquid host have been demonstrated . We want a solid state nanoscale computer which may be self assembled on semiconductor surfaces.
- ◆ Utility - Massive memory, Pattern Recognition Achievable in nature:
 - A storage density ~ 1 bit per cubic nm (According to L. M. Adelman)

WHAT MUST BE DONE ?

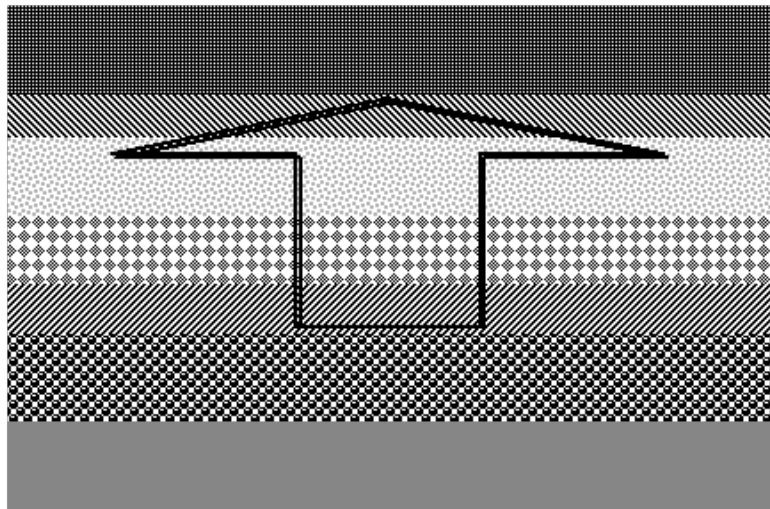
- ◆ Develop a DNA memory chip for hybrid systems by the following approaches:
 - A paradigm shift from enzymatic aqueous reactions to photo-induced surface reactions
 - Molecular Self Assembly of DNA on a Chip.
 - The use of advanced opto-electronics for data searching and retrieval
 - The adaptation of this approach into a practical, high density hybrid memory/rapid database-searching module

Enzymes and DNA: An Added Degree of Freedom For Data Storage

- ◆ Polymerase is an enzyme responsible for replicating a single strand of DNA.
- ◆ Ligase is an enzyme responsible for attaching to two single strands of DNA from end to end.



Schematic of a Hybrid DNA Memory Module Integrated with a Semiconductor Laser Array



Detector array (e.g. CCD array)

Beam condensor (Lenslet array)

Target DNA gel

Oligo probe array

Beam conditioner (e.g., Lenslet array)

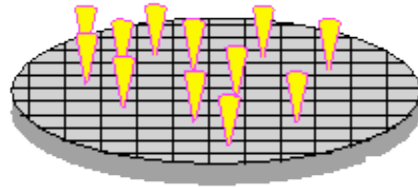
VCSEL array (e.g., GaN VCSEL array)

Substrate

VCSELS Covered With DNA on a Chip

Vertical-Cavity Surface Emitting Laser

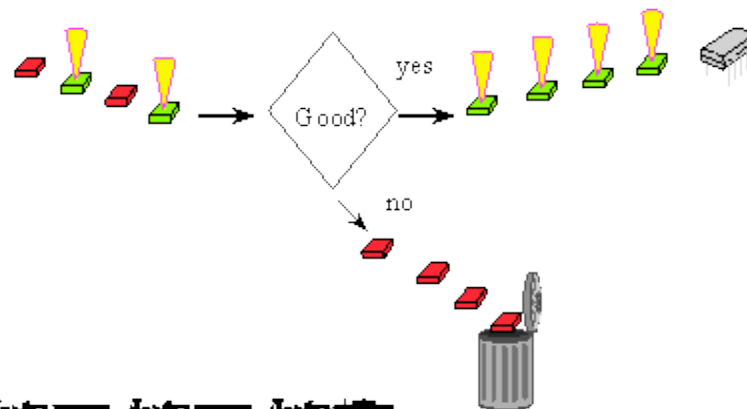
Eliminates individual polish/test cycle



You can test all the parts at once,

Dye mark the good ones, and

Go straight to packaging



Array of VCSEL With DNA on GaN/ GaAs Semiconductors

- ◆ 8 x 8 Array of individually addressed memory cells


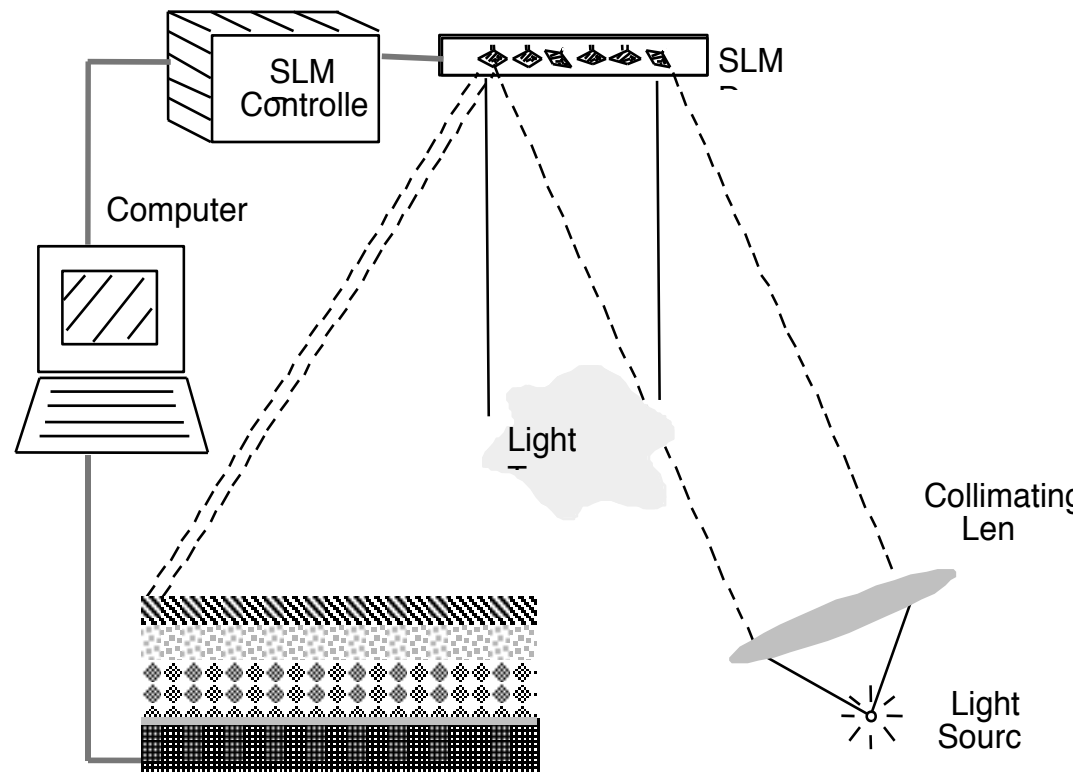


Photo-Induced Hybridization on a Chip with an External Source

THE TOOL: Spatial Light Modulation

1. Reflective type SLM
2. Transmissive type SLM

Reflective Type SLM



DNA memory system using a DMD spatial light modulator

Storage & Retrieval Operations for DNA Memory by Sequencing

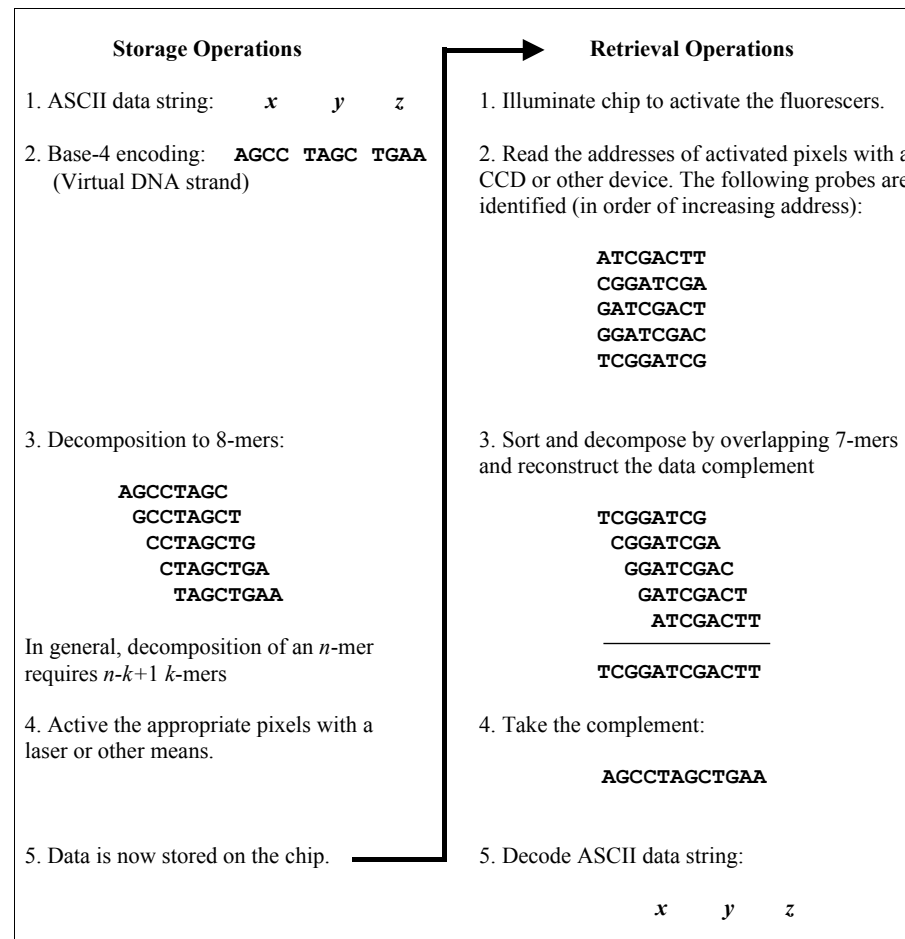
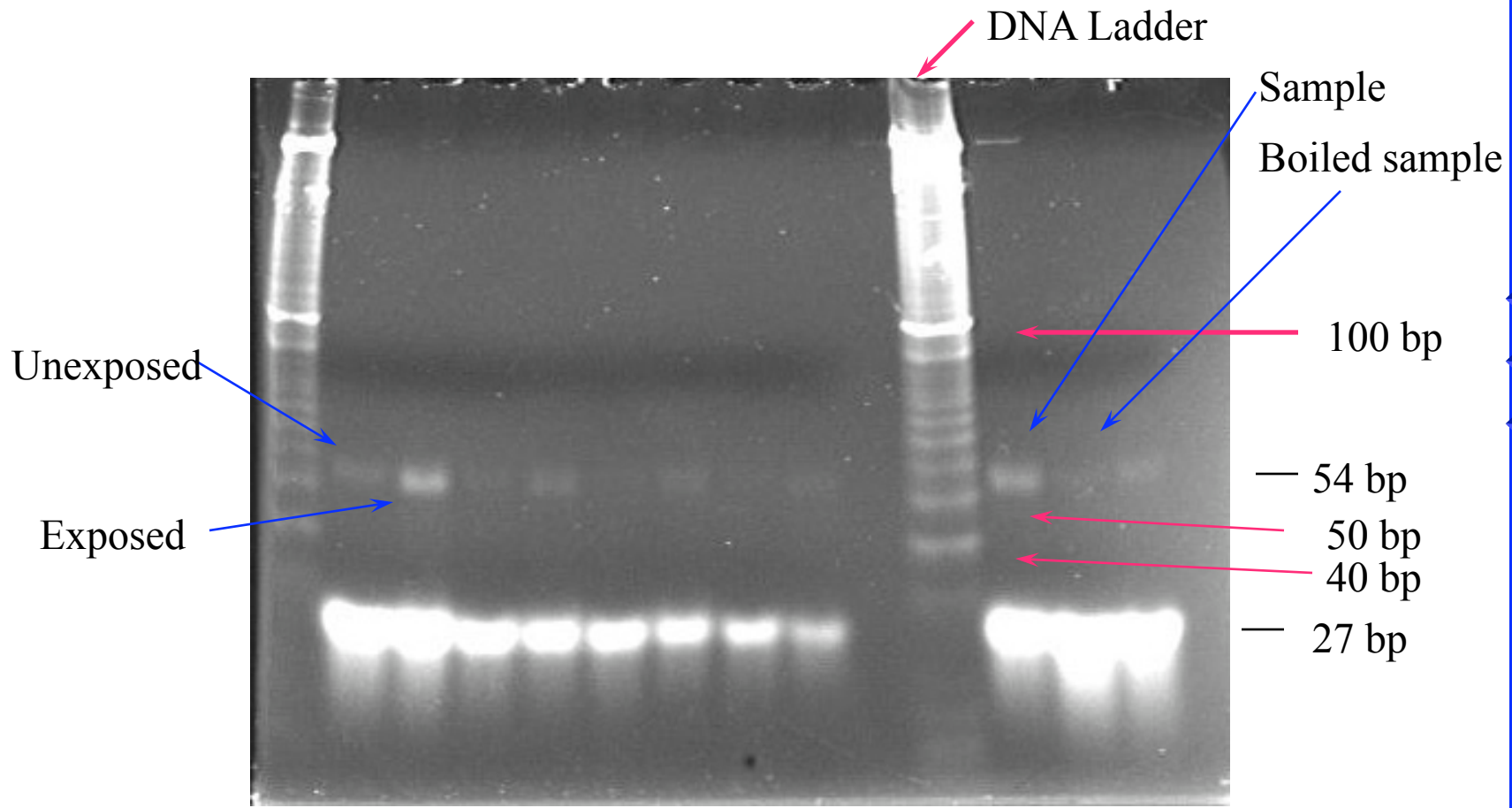


Image of Hybridized DNA Strands Induced At 920nm



CONCLUSIONS

- ◆ Hybridization enhancement by photolysis demonstrated as required to validate DNA memory chip concept.
- ◆ Laser source practicality demonstration
- ◆ Variability of required effects as a function of wave length, exposure time and exposure rate shown
- ◆ Further work is needed to optimize design but concept for a DNA memory is viable.